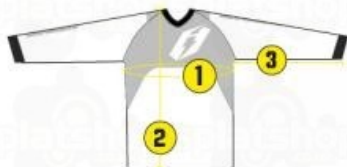


SIZE CHART

OUR SIZE CHART IS BASED ON AN AVERAGE AND IS A RECOMMENDATION ONLY. EVERY PERSON IS BUILT DIFFERENTLY. IF YOU NEED HELP WITH SIZING WE ARE HAPPY TO HELP YOU GET FITTED IN THE CORRECT SIZE.



SQUAD K3 JERSEY



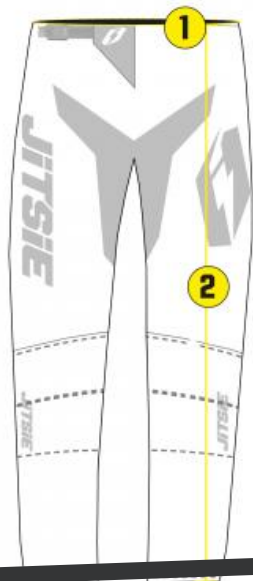

SIZE	APPROX AGE	1 TORSO	2 FRONT LENGTH	3 SLEEVE
KID XS	3 - 4	58CM	53.3CM	38CM
KID S	4 - 5	66CM	55.9CM	41CM
KID M	6 - 7	71CM	58.4CM	43CM
KID L	8 - 9	79CM	61.0CM	46CM
KID XL	10 - 11	86CM	62.5CM	48CM

HOW TO MEASURE

FOR 1 MEASURE AROUND THE FULLEST PART OF THE CHEST, JUST UNDER THE ARMS AND AROUND THE SHOULDER BLADES WITH TAPE LEVEL. FOR THE FRONT LENGTH, ITS THE EASIEST TO MEASURE THE FRONT LENGTH OF A WELL FITTING TSHIRT TO HAVE THE BEST RESULT. FOR SLEEVE LENGTH, MVEASURE FROM BEGINNING OF YOUR NECK OVER YOUR SHOULDER DOWN TO THE WRIST.

SIZE CHART

OUR SIZE CHART IS BASED ON AN AVERAGE AND IS A RECOMMENDATION ONLY. EVERY PERSON IS BUILT DIFFERENTLY. IF YOU NEED HELP WITH SIZING WE ARE HAPPY TO HELP YOU GET FITTED IN THE CORRECT SIZE.



K3 PANTS

SIZE	APPROX AGE	1 CIRCUMFERENCE (RELAXED - STRETCHED)	2 OVERALL LENGTH
KID XS	3 - 4	40.6-50.8CM	50.8CM
KID S	4 - 5	45.7-55.9CM	63.0CM
KID M	6 - 7	50.8-60.9CM	69.8CM
KID L	8 - 9	55.9-66.1CM	72.9CM
KID XL	10 - 11	60.9-71.1CM	78.0CM

HOW TO MEASURE

FOR 1 MEASURE AROUND YOUR BODY WHERE YOUR PANT NORMALLY SITS, WHICH SHOULD BE JUST ABOVE YOUR HIP BONES. THE OVERALL PANT LENGTH (2) STARTS FROM THIS LINE AND ENDS AT YOUR ANKLES.